



# LA TITAN<sup>®</sup> TBP

## 120,000 Amp Branch Panel Protection

Adapted for International Applications

LA Titan BP suppression panels provide maximum surge protection for large loads and branch panels. With the LA TBP, design engineers can specify individual options and features for each project, such as system voltage, housing type, integral fused disconnect, etc.



### APPLICATIONS

The LA TBP is designed for installation on service entrance and branch panels, as well as sensitive electronic equipment in industrial, medical and commercial applications. The LA TBP provides 120,000 Amp peak surge current capacity. In addition, the LA TBP can be installed in series for sensitive loads up to 100 amps. LA TBP surge suppressors provide excellent protection for branch panels and sensitive equipment in a cascaded filter suppression system.

### SUPERIOR PERFORMANCE

The LA TBP utilizes a hybrid Sine Wave Tracker<sup>™</sup> suppression circuit in a replaceable single- or three-phase module. It provides both transient protection and up to -54 dB of noise filtration.

### SAFETY

The LA TBP provides safe and reliable operation by incorporating EFI's latest safety developments. Each MOV is individually fused and the product is contained in a NEMA 1 or 3R/12 metallic housing for maximum safety. The LA TBP has been tested and is UL 1449-2nd Edition and cUL listed.

### EASY INSTALLATION

The LA TBP easily mounts adjacent to any panel board. Its compact design allows the LA TBP to be mounted near the circuit breaker in order to reduce connecting leads and improve performance. Operating status lights are conveniently observed through the front cover and an audible alarm and form C dry contacts alert the user in the case of suppressor damage.

FEATURES	ADVANTAGES	BENEFITS
LED Status Indicators	Allows unit to be tested without disabling protection during test conditions	Enables building maintenance personnel to regularly inspect suppressor
Audible Alarm and NO/NC Dry Contacts Status Indicator	Provides additional indication of the suppression status	Allows the building engineer to remotely monitor Surge Protection Device status
120,000 Peak Amp Surge Current Capacity	Protects against nearby high energy lightning strikes	Delivers protection even in the worst electrical conditions
Sine Wave Tracker Circuitry	Provides a tight clamping window above and below the AC sine wave	Ensures superior transient protection
Surge Counter	Displays the amount of attenuated transients	Enables customers to identify and evaluate the amount of transients at their location

# LA Titan BP Product Specifications

## MODELS AVAILABLE

LATBP 120/240Y, LATBP 120/208Y, LATBP 220/380Y,  
LATBP 277/480Y, LATBP 347/600Y, LATBP 240/120D,  
LATBP 240D, LATBP 380D, LATBP 480D, LATBP 600D

## PERFORMANCE

Maximum Surge Current 120 kA/Phase  
Sine Wave Tracking Circuit Yes  
EMI/RFI Noise Rejection -54 dB  
Response Time < .5 ns

## MECHANICAL DESCRIPTION

Dimensions See image  
Housing Ratings NEMA 1 or 3R/12  
Product Weight 14 lbs  
Connection Method #2 AWG Terminals (# 4 AWG w/Disconnect)  
Mounting Method Parallel, Series/Kelvin  
Internal Fusing Yes  
Operating Frequency 50-60-400 Hz  
Circuit Type Parallel Hybrid  
Storage Temperature -40° to +160° F (-40° to +70° C)  
Operating Temperature -40° to +140° F (-40° to +60° C)  
Operating Altitude Sea level to 12,000 feet (3,658 meters)

## DIAGNOSTICS

Standard Push to Test Diagnostic Switch, Red & Green Status LED's per Phase, Dry Contacts, Audible Alarm, Surge Counter (NEMA 3R/12)  
Optional Fused Safety Disconnect Switch

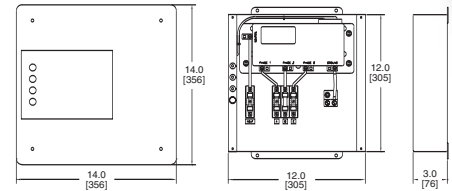
## SAFETY APPROVALS

UL 1449 2nd Edition, CE

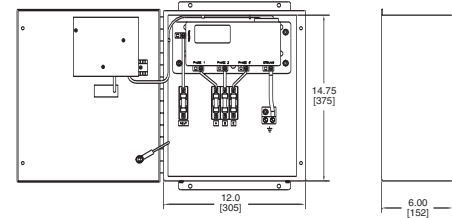
## WARRANTY

Product 10 years

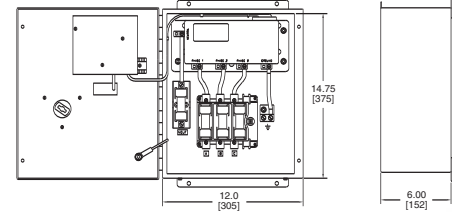
NEMA 1



NEMA 3R/12 (without disconnect)



NEMA 3R/12 (with disconnect)



Dimensions: in. [mm]

## LA Titan BP SYSTEM DESCRIPTION

Model	Configuration	MCOV	UL 1449 2-nd Ed				ANSI C 62.41 Clamping Voltage		
			L-N	L-G	N-G	L-L	Cat A	Cat B3	Cat C1
LATBP 120/240Y	1 Phase Wye, 3-wire + G	150	400	400	400	600	300	350	380
LATBP 120/208Y	3 Phase Wye, 4-wire + G	150	400	400	400	600	300	350	380
LATBP 220/380Y	3 Phase Wye, 4-wire + G	320	800	800	800	1500	540	670	780
LATBP 277/480Y	3 Phase Wye, 4-wire + G	320	800	800	700	1500	540	670	780
LATBP 347/600Y	3 Phase Wye, 4-wire +G	390	900	1000	800	1800	640	900	1088
LATBP 240/120D	3 Phase Delta, 4-wire + G	250/130	600/400	600/500	400	700	450/300	590/350	715/380
LATBP 240D	3 Phase Delta, 3-wire + G	260	N/A	N/A	N/A	700	475	570	685
LATBP 380D	3 Phase Delta, 3-wire + G	500	N/A	N/A	N/A	1200	820	1040	1536
LATBP 480D	3 Phase Delta, 3-wire + G	640	N/A	N/A	N/A	1500	940	1365	1736
LATBP 600D	3 Phase Delta, 3-wire +G	780	N/A	N/A	N/A	1800	1125	1650	2096



EFI Electronics Corporation  
1-800-877-1174  
efinet.com

